

NotesAntiSpam Manual Version 0.3.1

by

Thomas Kriener

back cover

Index

1 Introduction.....	2
1.1 Why this Guide ?.....	2
1.2 New Versions.....	2
1.3 Feedback.....	2
1.4 Revision History.....	2
1.5 Contributions.....	2
1.6 Copyright Information.....	2
2 Introduction.....	3
2.1 Features.....	3
2.2 Planned Enhancements.....	3
2.3 Requirements.....	3
3 Installation.....	4
4 Using.....	5
4.1 Opening the Main-Window.....	5
4.2 Flowchart of the Filters.....	6
4.3 DSpam.....	6
4.4 Configuration.....	7
4.5 Debugging.....	10
5 Compiling.....	11
6 Appendix.....	12
6.1 Tips and Tricks.....	12
6.2 GNU Free Documentation License.....	12

1 Introduction

1.1 Why this Guide ?

This Guide describes NotesAntiSpam, a free SpamFilter for Lotus Notes.

1.2 New Versions

Available from <http://sourceforge.net/projects/notesantispam/>

1.3 Feedback

Any Feedback to this Guide is very welcomed. You are invited to send me a mail to tkriener@users.sourceforge.net.

1.4 Revision History

Version 0.3.0 27.10.2004
First public release of this Manual

Version 0.3.1 09.02.2005
Changes to reflect new version

1.5 Contributions

Thanks to all users who already installed NotesAntiSpam without a Manual ;-)

1.6 Copyright Information

Copyright © 2004 Thomas Kriener.

Permission is granted to copy, distribute and/or modify this document under the terms of the GNU Free Documentation License, Version 1.1 or any later version published by the Free Software Foundation; with the Invariant Sections being "New Versions", "Contributions", "Feedback" and "Copyright Information", with no Front-Cover Texts and no Back-Cover Texts. A copy of the license is included in "Appendix" entitled "GNU Free Documentation License".

The author and publisher have made every effort in the preparation of this book to ensure the accuracy of the information. However, the information contained in this book is sold without warranty, either express or implied. Neither the author nor the publisher nor any dealer or distributor will be held liable for any damages caused or alleged to be caused either directly or indirectly by this book.

The logos, trademarks and symbols used in this book are the properties of their respective owners.

2 Introduction

NotesAntiSpam uses DSPAM, a statistical anti-spam filter, and available DNS-Blacklists to find SPAM in your mail. DSPAM learns from the content of your mail what SPAM is. The DNS-Blacklist-Filter scans for known bad gateways the mail went through on its way to you. If SPAM is found it is moved into the Folder "-Spam".

2.1 Features

- Statistical filtering using DSPAM (<http://www.nuclearelephant.com/projects/dspam/>)
- Scanning for known gateways inside of DNS-Blacklists
- Ignoring mails from known senders

2.2 Planned Enhancements

- Full Support for Notes R6.x
- Better Manual ;-)

2.3 Requirements

2.3.1 Running NotesAntiSpam

To run NotesAntiSpam you need Lotus Notes R5 with Version 5.0.8 or above, including Lotus Notes R6.

For the DNS-Checks you need access to an DNS-Server.

2.3.2 Compiling NotesAntiSpam

For compilation you need

- Visual Studio .Net 2003
- "IBM Lotus C++ API 2.4 for IBM Lotus Notes/Domino", available from the IBM WebSite
- "Lotus C API Toolkit for Domino and Notes" Version 5.0.7, available from the IBM WebSite
- Microsoft Platform SDK (<http://www.microsoft.com/msdownload/platformsdk/>), Version should be at least October 2002

3 Installation

Just call the Setup which is named NotesAntiSpam-Setup-<Version>.exe and select the Features you need.

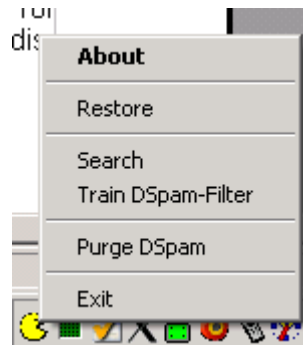
Feature	Comment
MFC 7.1 Runtime-DLLs	<p>These DLLs include the Runtime-Environment of Microsoft Visual Studio .Net 2003 and may be missing on your system.</p> <p>The following DLLs will be copied to your system32 :</p> <ul style="list-style-type: none">• MFC71.dll• MSVCP71.dll• MSVCR71.dll
Documentation	Some Documentation like Readme, Version, License... which will be copied to <Notes-Directory>\NotesAntiSpam
Autostart Shortcut	NotesAntiSpam will be started after login.
Desktop Shortcut	Icon on the Desktop
SSO between Lotus-Notes-Applications	<p>This will add an entry to the notes.ini so that you are only asked for the Password by the first Notes-Tool which starts. All others will use the same.</p> <p>Note: If you have a Multi-User-Installation this will fail with an error-box, but you can activate it as user through the Configuration-Menu of NotesAntiSpam.</p>
Uninstaller	This will create an uninstaller.

4 Using

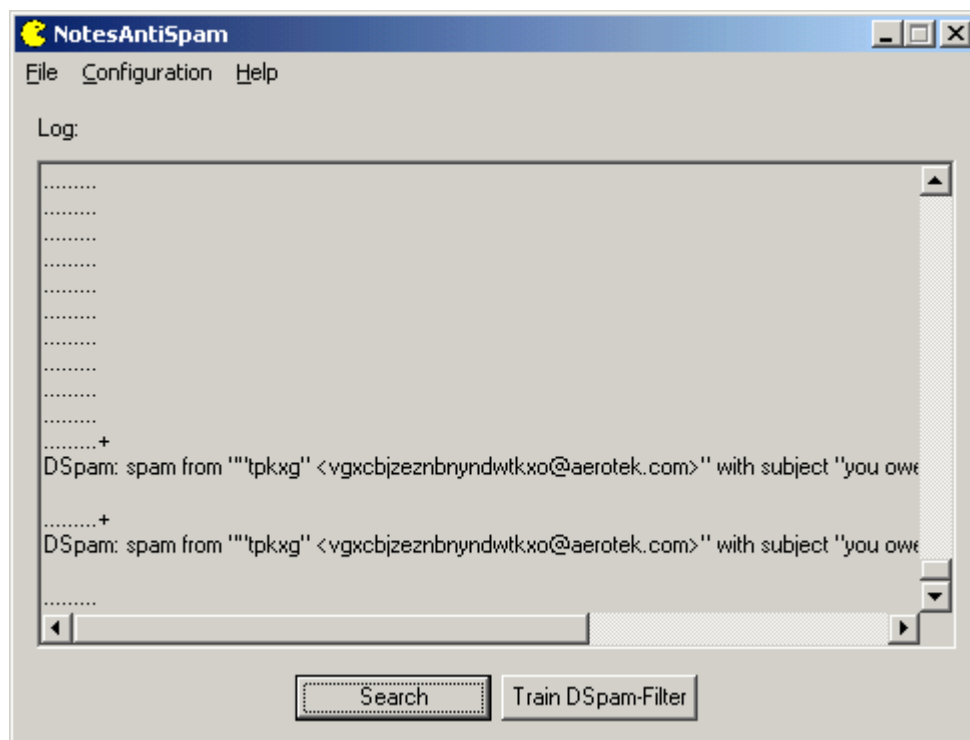
4.1 Opening the Main-Window

NotesAntiSpam starts with a hidden Main-Window-Menu.

Menu is opened by pressing the right Mouse-Button on the Tray-Icon.

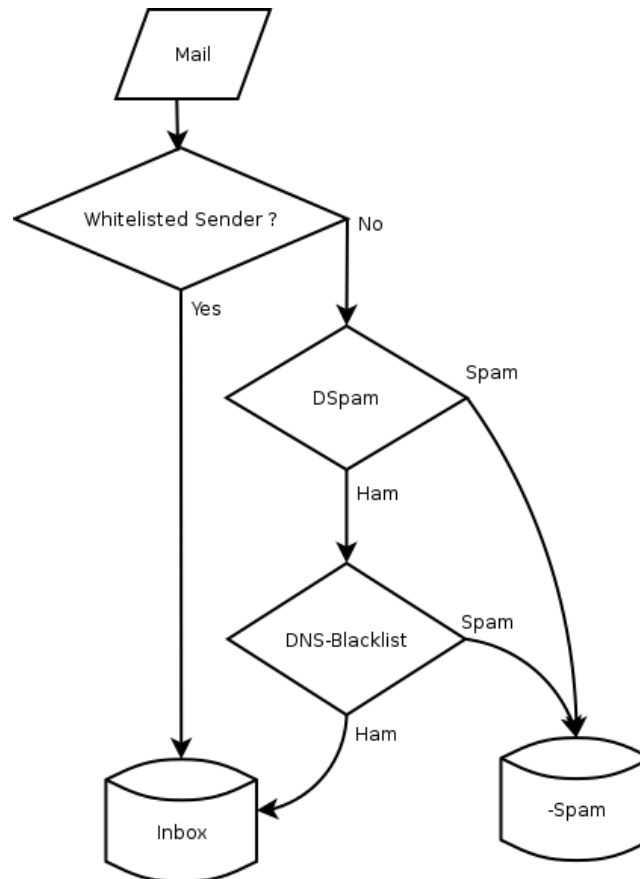


Restore will show the following Dialog. In this dialog the main content is the Log. The Log shows “+” for new mails and “.” for old ones. If a Spam-Mail is detected the Filter, the sender and the subject is displayed.



4.2 Flowchart of the Filters

The Filters are processed in the following sequence:



If a filter is switched off, the mails are assumed to be Ham for that stage.

Following the Flowchart, it makes sense to train Messages which are recognized as Spam by the DNS-Blacklists for DSpam as Spam. In a long view, I would switch off the DNS-Blacklists, because the statistical filtering is made based on your personal choice. DNS-Blacklists are based only on the Gateways a Mail took and the decision of the List-Administrator of listing or delisting a gateway.

4.3 DSpam

General

DSPAM (as in De-Spam) is an open-source statistical anti-spam filter which provides a library to integrate it into other programs. This library is used inside of NotesAntiSpam to provide statistical filters with multiple Algorithms.

If you want to learn more about DSpam please visit their homepage.
<http://www.nuclearelephant.com/projects/dspam/>

The configuration of DSpam is done through the NotesAntiSpam-Configuration-Dialogs.

Training

The DSpam-Filter is a statistical filter, which need to be trained by you on what is HAM and what is SPAM. In the beginning it will classify everything as HAM. If you keep Mails in you Inbox after a scan-run which are SPAM you have to move them to -Spam\TrainSpam. Later HAM-Mail might be classified as SPAM. In this case you have to put the mail into -Spam\TrainHam. Based on your advises the filter will get better with each mail you get.

After placing the Mails in those folders you have to select "Train DSpam-Filter", either from the Tray-Menu or the Button of the Main-Dialog.

The filtering starts getting reasonable after 20-50 mails.

Purging Database

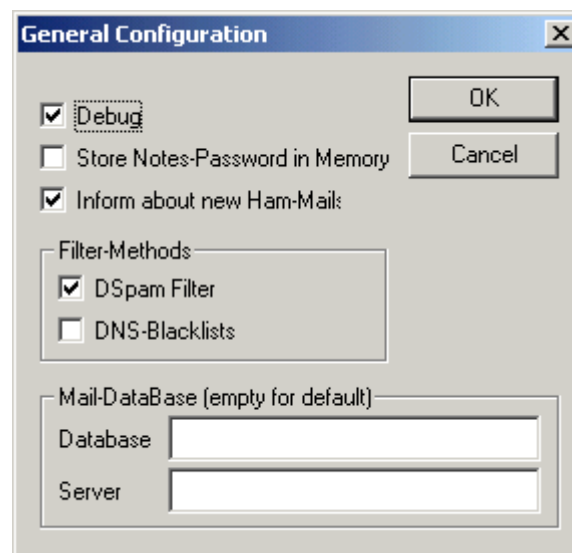
If you use DSpam in the "Train on every new message"-Mode, the database under %APPDATA%\NotesAntiSpam\data\ItsMe will grow with every mail a little bit.

You can purge old Data from this database using the menu File->Purge DSpam or the context-menu of the Trayicon. This will delete unused tokens, old signatures etc and reorganize the database.

4.4 Configuration

General

General configures Parameters which are not specific to a filter-algorithm.



Debug activates the Debug. (see also Debugging on page 10)

Store Notes-Password in Memory has the effect that only the first Notes-Process asks for a password, e.g. either Notes or NotesAntiSpam.

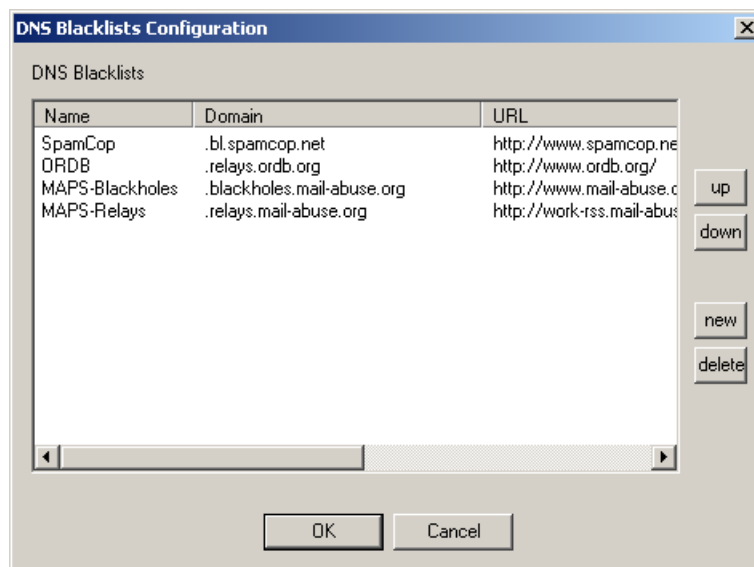
Inform about new Ham-Mails pops up a Dialog-Box if you got new Ham-Mails and starts the Notes-Client if necessary.

Filter-Methods lets you activate the Methods you want to use.

If you don't want to use the default-mailbox or NotesAntiSpam does not find it you have the possibility to define it under **Mail-DataBase**. If the Database is on the Workstation (local) just leave the Server-Field blank.

DNS-Blacklists

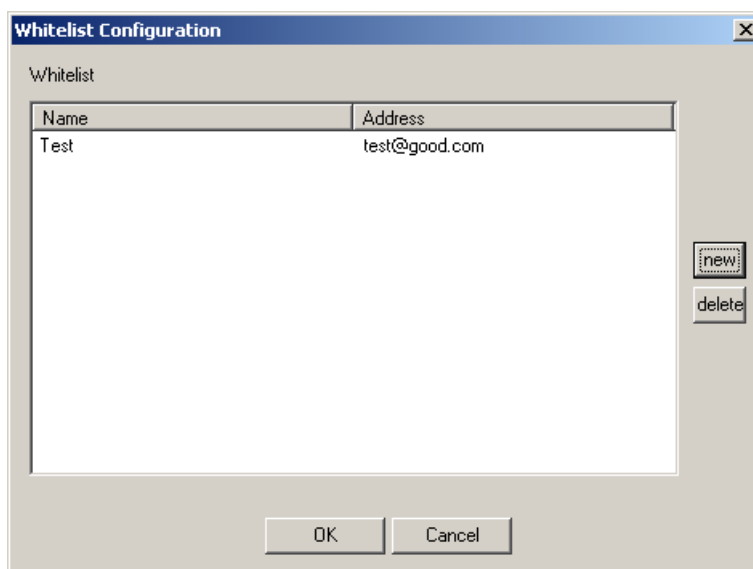
Under DNS-Backlists you have the possibility to configure the Blacklists you want to use. The lists are searched in the order they appear in this box. So you may put the List with the most hits at the top.



Whitelists

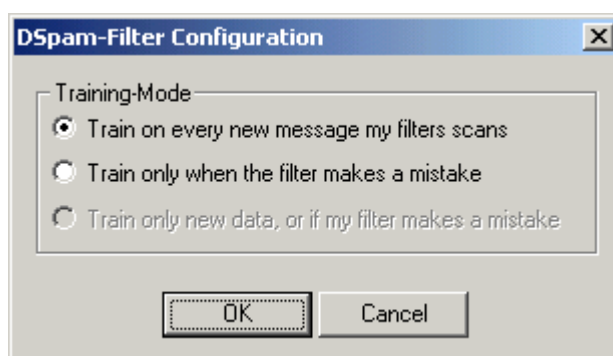
Under Whitelists you have the possibility to specify Sender-Addresses from where you want to accept mails, even if they would be blocked by some filter.

You may specify the whole address or parts of it.



DSpam Filter

In this Dialog you can configure the behaviour of the DSpam-Filter, which is integrated in Notes-AntiSpam.



The Modes have the following means:

- Train on every new message my filter scans
This mode should be used in the beginning and is the default.
- Train only when filter makes a mistake

When you use this mode the learn-data is not updated with every mail. If a mail is misclassified you may just put it to the appropriate Train-Folder to update the Filter.

4.5 Debugging

To activate the Debugging switch it on in the General Configuration-Dialog (see above). In your TEMP-Directory (accessible via %TEMP%) it will create a file named NOTESANTISPAM.LOG.

This file is needed, if you may find a bug or want to know why things are going wrong.

ATTENTION: This file contains dumps of all scanned mails ! Please check the file for confidential data, before sending it to someone.

5 Compiling

tbd.

6 Appendix

6.1 Tips and Tricks

Working offline with local replicas

If you want to work with a local replic of your mail-database, you have to take care, that the "Mail file"-Setting in your Location-Document is correctly. Some times the "Mail file" for offline-usage is just copied from the Office-Location (e.g. mail/tkriener).

You should change this to the filename relative to your Data-Directory. In my case the replic is directly in the data-directory, resulting to the mail file "tkriener" or "tkriener.nsf".

If you want to NotesAntiSpam to filter only on the replic, even if online, you can set the Mail-Database in the General Configuration.

6.2 GNU Free Documentation License

Copyright (C) 2000 Free Software Foundation, Inc. 59 Temple Place, Suite 330, Boston, MA 02111-1307 USA Everyone is permitted to copy and distribute verbatim copies of this license document, but changing it is not allowed.

Copyright (C) 2000 Free Software Foundation, Inc. 59 Temple Place, Suite 330, Boston, MA 02111-1307 USA Everyone is permitted to copy and distribute verbatim copies of this license document, but changing it is not allowed.

6.2.1 PREAMBLE

The purpose of this License is to make a manual, textbook, or other written document "free" in the sense of freedom: to assure everyone the effective freedom to copy and redistribute it, with or without modifying it, either commercially or noncommercially. Secondly, this License preserves for the author and publisher a way to get credit for their work, while not being considered responsible for modifications made by others.

This License is a kind of "copyleft", which means that derivative works of the document must themselves be free in the same sense. It complements the GNU General Public License, which is a copyleft license designed for free software.

We have designed this License in order to use it for manuals for free software, because free software needs free documentation: a free program should come with manuals providing the same freedoms that the software does. But this License is not limited to software manuals; it can be used for any textual work, regardless of subject matter or whether it is published as a printed book. We recommend this License principally for works whose purpose is instruction or reference.

6.2.2 APPLICABILITY AND DEFINITIONS

This License applies to any manual or other work that contains a notice placed by the copyright holder saying it can be distributed under the terms of this License. The "Document", below, refers to any such manual or work. Any member of the public is a licensee, and is addressed as "you".

A "Modified Version" of the Document means any work containing the Document or a portion of it, either copied verbatim, or with modifications and/or translated into another language.

A "Secondary Section" is a named appendix or a front-matter section of the Document that deals exclusively with the relationship of the publishers or authors of the Document to the Document's overall subject (or to related matters) and contains nothing that could fall directly within that overall subject. (For example, if the Document is in part a textbook of mathematics, a Secondary Section may not explain any mathematics.) The relationship could be a matter of historical connection with the subject or with related matters, or of legal, commercial, philosophical, ethical or political position regarding them.

The "Invariant Sections" are certain Secondary Sections whose titles are designated, as being those of Invariant Sections, in the notice that says that the Document is released under this License.

The "Cover Texts" are certain short passages of text that are listed, as Front-Cover Texts or Back-Cover Texts, in the notice that says that the Document is released under this License.

A "Transparent" copy of the Document means a machine-readable copy, represented in a format whose specification is available to the general public, whose contents can be viewed and edited directly and straightforwardly with generic text editors or (for images composed of pixels) generic paint programs or (for drawings) some widely available drawing editor, and that is suitable for input to text formatters or for automatic translation to a variety of formats suitable for input to text formatters. A copy made in an otherwise Transparent file format whose markup has been designed to thwart or discourage subsequent modification by readers is not Transparent. A copy that is not "Transparent" is called "Opaque".

Examples of suitable formats for Transparent copies include plain ASCII without markup, Texinfo input format, LaTeX input format, SGML or XML using a publicly available DTD, and standard-conforming simple HTML designed for human modification. Opaque formats include PostScript, PDF, proprietary formats that can be read and edited only by proprietary word processors, SGML or XML for which the DTD and/or processing tools are not generally available, and the machine-generated HTML produced by some word processors for output purposes only.

The "Title Page" means, for a printed book, the title page itself, plus such following pages as are needed to hold, legibly, the material this License requires to appear in the title page. For works in formats which do not have any title page as such, "Title Page" means the text near the most prominent appearance of the work's title, preceding the beginning of the body of the text.

6.2.3 VERBATIM COPYING

You may copy and distribute the Document in any medium, either commercially or noncommercially, provided that this License, the copyright notices, and the license notice saying this License applies to the Document are reproduced in all copies, and that you add no other conditions whatsoever to those of this License. You may not use technical measures to obstruct or control the reading or further copying of the copies you make or distribute. However, you may accept compensation in exchange for copies. If you distribute a large enough number of copies you must also follow the conditions in section 3.

You may also lend copies, under the same conditions stated above, and you may publicly display copies.

6.2.4 COPYING IN QUANTITY

If you publish printed copies of the Document numbering more than 100, and the Document's license notice requires Cover Texts, you must enclose the copies in covers that carry, clearly and legibly, all these Cover Texts: Front-Cover Texts on the front cover, and Back-Cover Texts on the back cover. Both covers must also clearly and legibly identify you as the publisher of these copies. The front cover must present the full title with all words of the title equally prominent and visible. You may add other material on the covers in addition.

Copying with changes limited to the covers, as long as they preserve the title of the Document and satisfy these conditions, can be treated as verbatim copying in other respects.

If the required texts for either cover are too voluminous to fit legibly, you should put the first ones listed (as many as fit reasonably) on the actual cover, and continue the rest onto adjacent pages.

If you publish or distribute Opaque copies of the Document numbering more than 100, you must either include a machine-readable Transparent copy along with each Opaque copy, or state in or with each Opaque copy a publicly-accessible computer-network location containing a complete Transparent copy of the Document, free of added material, which the general network-using public has access to download anonymously at no charge using public-standard network protocols. If you use the latter option, you must take reasonably prudent steps, when you begin distribution of Opaque copies in quantity, to ensure that this Transparent copy will remain thus accessible at the stated location until at least one year after the last time you distribute an Opaque copy (directly or through your agents or retailers) of that edition to the public.

It is requested, but not required, that you contact the authors of the Document well before redistributing any large number of copies, to give them a chance to provide you with an updated version of the Document.

6.2.5 MODIFICATIONS

You may copy and distribute a Modified Version of the Document under the conditions of sections 2 and 3 above, provided that you release the Modified Version under precisely this License, with the Modified Version filling the role of the Document, thus licensing distribution and modification of the Modified Version to whoever possesses a copy of it. In addition, you must do these things in the Modified Version:

- A. Use in the Title Page (and on the covers, if any) a title distinct from that of the Document, and from those of previous versions (which should, if there were any, be listed in the History section of the Document). You may use the same title as a previous version if the original publisher of that version gives permission.
- B. List on the Title Page, as authors, one or more persons or entities responsible for authorship of the modifications in the Modified Version, together with at least five of the principal authors of the Document (all of its principal authors, if it has less than five).
- C. State on the Title page the name of the publisher of the Modified Version, as the publisher.
- D. Preserve all the copyright notices of the Document.
- E. Add an appropriate copyright notice for your modifications adjacent to the other copyright notices.
- F. Include, immediately after the copyright notices, a license notice giving the public permission to use the Modified Version under the terms of this License, in the form shown in the Addendum below.
- G. Preserve in that license notice the full lists of Invariant Sections and required Cover Texts given in the Document's license notice.
- H. Include an unaltered copy of this License.
- I. Preserve the section entitled "History", and its title, and add to it an item stating at least the title, year, new authors, and publisher of the Modified Version as given on the Title Page. If there is no section entitled "History" in the Document, create one stating the title, year, authors, and publisher of the Document as given on its Title Page, then add an item describing the Modified Version as stated in the previous sentence.
- J. Preserve the network location, if any, given in the Document for public access to a Transparent copy of the Document, and likewise the network locations given in the Document for previous versions it was based on. These may be placed in the "History" section. You may omit a network location for a work that was published at least four

years before the Document itself, or if the original publisher of the version it refers to gives permission.

- K. In any section entitled "Acknowledgements" or "Dedications", preserve the section's title, and preserve in the section all the substance and tone of each of the contributor acknowledgements and/or dedications given therein.
- L. Preserve all the Invariant Sections of the Document, unaltered in their text and in their titles. Section numbers or the equivalent are not considered part of the section titles.
- M. Delete any section entitled "Endorsements". Such a section may not be included in the Modified Version.
- N. Do not retitle any existing section as "Endorsements" or to conflict in title with any Invariant Section.

If the Modified Version includes new front-matter sections or appendices that qualify as Secondary Sections and contain no material copied from the Document, you may at your option designate some or all of these sections as invariant. To do this, add their titles to the list of Invariant Sections in the Modified Version's license notice. These titles must be distinct from any other section titles.

You may add a section entitled "Endorsements", provided it contains nothing but endorsements of your Modified Version by various parties—for example, statements of peer review or that the text has been approved by an organization as the authoritative definition of a standard.

You may add a passage of up to five words as a Front-Cover Text, and a passage of up to 25 words as a Back-Cover Text, to the end of the list of Cover Texts in the Modified Version. Only one passage of Front-Cover Text and one of Back-Cover Text may be added by (or through arrangements made by) any one entity. If the Document already includes a cover text for the same cover, previously added by you or by arrangement made by the same entity you are acting on behalf of, you may not add another; but you may replace the old one, on explicit permission from the previous publisher that added the old one.

The author(s) and publisher(s) of the Document do not by this License give permission to use their names for publicity for or to assert or imply endorsement of any Modified Version.

6.2.6 COMBINING DOCUMENTS

You may combine the Document with other documents released under this License, under the terms defined in section 4 above for modified versions, provided that you include in the combination all of the Invariant Sections of all of the original documents, unmodified, and list them all as Invariant Sections of your combined work in its license notice.

The combined work need only contain one copy of this License, and multiple identical Invariant Sections may be replaced with a single copy. If there are multiple Invariant Sections with the same name but different contents, make the title of each such section unique by adding at the end of it, in parentheses, the name of the original author or publisher of that section if known, or else a unique number. Make the same adjustment to the section titles in the list of Invariant Sections in the license notice of the combined work.

In the combination, you must combine any sections entitled "History" in the various original documents, forming one section entitled "History"; likewise combine any sections entitled "Acknowledgements", and any sections entitled "Dedications". You must delete all sections entitled "Endorsements."

6.2.7 COLLECTIONS OF DOCUMENTS

You may make a collection consisting of the Document and other documents released under this License, and replace the individual copies of this License in the various documents with a single copy that is included in the collection, provided that you follow the rules of this License for verbatim copying of each of the documents in all other respects.

You may extract a single document from such a collection, and distribute it individually under this License, provided you insert a copy of this License into the extracted document, and follow this License in all other respects regarding verbatim copying of that document.

6.2.8 AGGREGATION WITH INDEPENDENT WORKS

A compilation of the Document or its derivatives with other separate and independent documents or works, in or on a volume of a storage or distribution medium, does not as a whole count as a Modified Version of the Document, provided no compilation copyright is claimed for the compilation. Such a compilation is called an "aggregate", and this License does not apply to the other self-contained works thus compiled with the Document, on account of their being thus compiled, if they are not themselves derivative works of the Document.

If the Cover Text requirement of section 3 is applicable to these copies of the Document, then if the Document is less than one quarter of the entire aggregate, the Document's Cover Texts may be placed on covers that surround only the Document within the aggregate. Otherwise they must appear on covers around the whole aggregate.

6.2.9 TRANSLATION

Translation is considered a kind of modification, so you may distribute translations of the Document under the terms of section 4. Replacing Invariant Sections with translations requires special permission from their copyright holders, but you may include translations of some or all Invariant Sections in addition to the original versions of these Invariant Sections. You may include a translation of this License provided that you also include the original English version of this License. In case of a disagreement between the translation and the original English version of this License, the original English version will prevail.

6.2.10 TERMINATION

You may not copy, modify, sublicense, or distribute the Document except as expressly provided for under this License. Any other attempt to copy, modify, sublicense or distribute the Document is void, and will automatically terminate your rights under this License. However, parties who have received copies, or rights, from you under this License will not have their licenses terminated so long as such parties remain in full compliance.

6.2.11 FUTURE REVISIONS OF THIS LICENSE

The Free Software Foundation may publish new, revised versions of the GNU Free Documentation License from time to time. Such new versions will be similar in spirit to the present version, but may differ in detail to address new problems or concerns. See <http://www.gnu.org/copyleft/>.

Each version of the License is given a distinguishing version number. If the Document specifies that a particular numbered version of this License "or any later version" applies to it, you have the option of following the terms and conditions either of that specified version or of any later version that has been published (not as a draft) by the Free Software Foundation. If the Document does not specify a version number of this License, you may choose any version ever published (not as a draft) by the Free Software Foundation.

6.2.12 How to use this License for your documents

To use this License in a document you have written, include a copy of the License in the document and put the following copyright and license notices just after the title page:

Copyright (c) YEAR YOUR NAME. Permission is granted to copy, distribute and/or modify this document under the terms of the GNU Free Documentation License, Version 1.1 or any later version published by the Free Software Foundation; with the Invariant Sec-

tions being LIST THEIR TITLES, with the Front-Cover Texts being LIST, and with the Back-Cover Texts being LIST. A copy of the license is included in the section entitled "GNU Free Documentation License".

If you have no Invariant Sections, write "with no Invariant Sections" instead of saying which ones are invariant. If you have no Front-Cover Texts, write "no Front-Cover Texts" instead of "Front-Cover Texts being LIST"; likewise for Back-Cover Texts.

If your document contains nontrivial examples of program code, we recommend releasing these examples in parallel under your choice of free software license, such as the GNU General Public License, to permit their use in free software.